CITY OF CULTURE 2020 INDEX

YOUTHFUL CITIES

COVENTRY UK CITY OF CULTURE 2021

YOUTHFULCITIES CITY OF CULTURE INDEX 2020

5 CITIES
150 INDICATORS
750+ POINTS OF DATA
COLLECTED BY YOUTH TO HELP THEIR CITIES THRIVE

/youthfulcities @youthfulcities WWW.YOUTHFULCITIES.COM

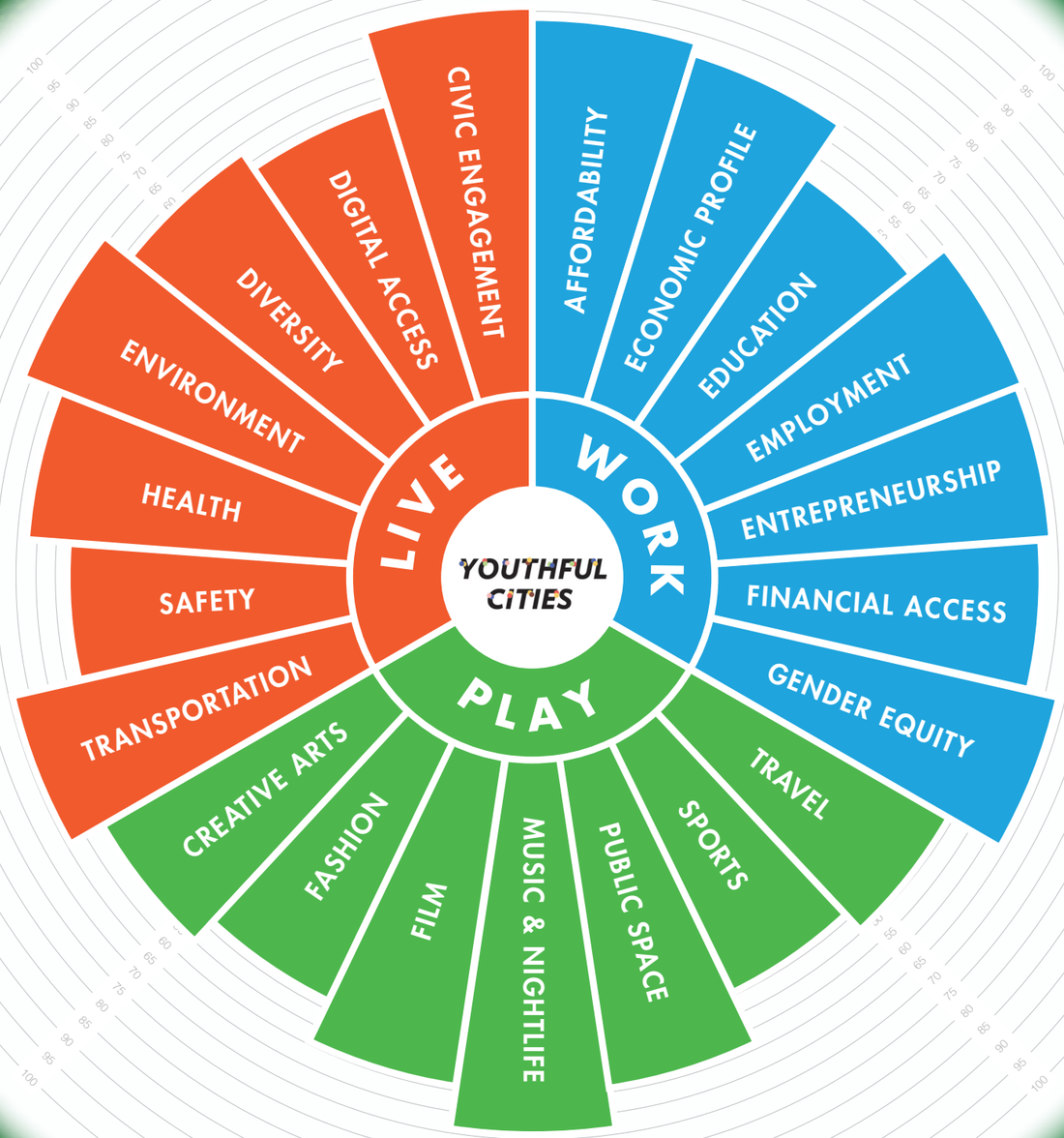

TABLE OF CONTENTS

3 — 4 GREETINGS

5 YOUTHFUL CITIES
2020 CITY OF CULTURE INDEX: OVERALL RESULTS

5 — 6 JUST THE HEADLINES

THE BUILDING BLOCKS OF THE 2020 CITY OF CULTURE INDEX 7 — 8

OUR INDEX METHODOLOGY 9 — 10

THE CITIES IN OUR 2020 CITY OF CULTURE INDEX 11 — 12

ATTRIBUTE PROFILES: LIVE 13 — 28

ATTRIBUTE PROFILES: WORK 29 — 42

ATTRIBUTE PROFILES: PLAY 43 — 56

MEET OUR URBAN DECODERS 57 — 66

67 — 68 OUR VISION

GREETINGS FROM YOUTHFULCITIES AND CITY OF CULTURE

Since 2013 YouthfulCities has been measuring cities from the perspective of youth (ages 15-30). Through two global indexes, three Canadian Indexes and two global surveys we've measured infrastructure, cost of living, quality of life, access to education and much in between. All of this has been done in order to understand how youth feel about the "youthfulness" of their cities, and which cities place the greatest emphasis on supporting young people and people who identify as "youthful".

YouthfulCities 2020 Index: Coventry City of Culture edition ranks five global cities across 100+ indicators from a youth perspective. This Index creates credible data for decision-makers, provides inspiration for urban innovation efforts, launches a network of young urban decoders, and creates international exposure for the five cities participating.

We are working with 5 cities which have all been chosen because they are catalysts for change, curious, explorative and dynamic as well as activist spirit and civic innovation - we are really excited to see how these cities will use the index to capture youth priorities!

Linxi Mytkolli

Program Director, Youthful Cities

Coventry will be the UK City of Culture from May 2021. Our programme will seek to show the value that arts and cultures can play in creating caring, collaborative and dynamic cities.

Coventry is a city that has always been on the move, our activism has seen the birth of many new movements; our role in creativity and innovation has placed us a leading world test bed for our digital and green futures; and our commitment to being a place of sanctuary and welcome, has led us to being the UK's only City of Peace and reconciliation and the only remaining Marmot city, committed to tackling poverty and exclusion.

Across our programme of activity, we are working locally nationally and internationally, demonstrating the power of creativity and culture in Coventry and our influence in the world.

Since the very beginning of the journey that Coventry took to becoming the City of Culture, the concept of youthfulness has been at the very heart, especially as we are one of the UK's youngest cities aged 32 on average, with the UK average at 41 and getting older. We commissioned this International Index with Youthful Cities and the British Council, to demonstrate new perspectives on our cities, to consider the civic role of our younger communities in shaping the places we live in, and explore how we can continue to enable our young communities to be playful, curious and inventive using their brilliant creativity.

Coventry City of Culture 2021 is excited to be a part of this Index as it is integral to the legacy we want for the city, driven by our young people.

Chenine Bhathena

Creative Director, Coventry City of Culture Trust

Coventry City of Culture will be using this Index as a vehicle to be used in making a creative response to how young people see their cities, themselves and the wider world. We have partnered with the British Council and Positive Youth Foundation, to support young adults in Coventry, Beirut, Bogota, Detroit and Nairobi to work together in a cultural and skills exchange programme with the aim to highlight global conversations by using art to which young adults can create together and make long-lasting connections.

In my opinion, young people have always been the heartbeat of a city. They set trends, challenge systems and lead the way in many different aspects. They bring variety and passion. They are unapologetic and unafraid and we want to embed this into the work we do into our programmes.

Titilola Dawudu

Programme Manager Young People and Youthfulness, Coventry City of Culture Trust

YOUTHFUL CITIES 2020 CITY OF CULTURE INDEX: OVERALL RESULTS

Each city excels in a unique area, so if you are a dedicated foodie, outdoor adventurer or bargain hunter, our Index has the city for you. Each place also struggles in some areas, which means that even cities at the top of our rankings can take steps to better meet the needs of youth and improve their score. Small changes and investments can make a big difference. For example, supporting youth employment programs in Bogota or improving digital access infrastructure in Nairobi would help make these cities more youthful and attractive for young people to visit and stay!

As a snapshot of how cities are doing, the Index highlights both strengths and areas for improvement. Moreover, it suggests that positive and negative shifts have taken place in the past year. The addition of new cities and new customized content from our urban decoders gives youth even more options to consider when choosing where they want to live, work and play. We hope that youth, policymakers and city officials globally will use this Index in meaningful ways. In order to attract and retain young people, these cities should listen to youth voices and build cities with their needs in mind. This is the way forward.

JUST THE HEADLINES

COVENTRY

Coventry shines in fostering entrepreneurship within their youth, with one of the lower average costs for joining a co working space, an accessible business registration process - youth in Coventry can even register a business as early as age 16!

BEIRUT

Creative arts looks at how a city supports creative arts – whether traditional or nontraditional and this is where Beirut shines! With over 25 art galleries and 11 art schools, Beirut fosters youth art not only through traditional training and education but also through several youth specific art showings throughout the city.

DETROIT

Our research has shown that youth are increasingly looking to bicycles as an environmentally friendly and affordable transportation alternative. Detroit has a temporary bikeline that opens on the weekend to allow for greater exploration throughout the city, a standout feature that makes cultural hotspots more accessible for youth throughout the city.

NAIROBI

In Nairobi, members of the youth council also sit on the National Youth Council of Kenya. Here they contribute to governance, policy making, and public engagement at the local and national levels along with representatives from all 47 counties.

BOGOTA

Bogota rose to the top in the accessibility of primary and secondary health resources for youth in their city, with over 120 free health clinics specifically for youth, as well as free contraceptives and youth centered counselling services.

THE BUILDING BLOCKS OF THE 2020 CITY OF CULTURE INDEX

What Youth Have Told Us is Most Important to Them in Cities

Understanding what youth want in their city is no easy task. Since 2013, we have asked over 30,000 youth around the world to tell us what they think makes a city youthful. This has resulted in the creation of our Live, Work and Play wheel, which holistically captures all of the elements of a city that youth care about.

We asked youth to tell us how important each attribute on the wheel is, on a scale of 1-10. For the 2019 index, YouthfulCities surveyed over 300 youth across Canada, and asked them to rank these elements in their city. From there, we calculate the average level of importance for each attribute. For each attribute, we collect data on various indicators that holistically make up that attribute and can be measured empirically. The indicator list is on the right.

How We Measure What Youth Want in Cities

LIVE

CIVIC ENGAGEMENT
- Average age of city councillors
- Political influence scale
- Volunteerism in high school scale
- Engagement scale
- Indigenous info + advisory boards

DIGITAL ACCESS
- Cellular competitiveness level
- Cellular cost
- Gamers + developers scale
- Digital censorship scale
- Open urban data scale
- Free wifi scale

DIVERSITY
- Languages to vote in
- Diversity of food
- Diversity of religion
- Gender parity in elected officials
- Openness to LGBTQ2+ scale

ENVIRONMENT
- Smart cities initiatives scale
- Quantity of annual recycled materials
- Quantity of annual waste
- Recycled materials
- Total registered vehicles

HEALTH
- Number of clinics
- Urban reproductive health scale
- Urban smoking scale
- Safer drug use scale

SAFETY
- Homicides
- Transit/mobility access scale
- Hate crime rates
- Break and enters
- Post-secondary school safety scale
- Traffic safety scale

TRANSIT
- Public transit
- Cycling
- Commuter time
- Carsharing
- Transit accessibility scale

WORK

AFFORDABILITY
- Affordable housing
- Affordable health and well-being
- Affordable food
- Affordable transport
- Affordable utilities
- Consumption tax rate

EDUCATION
- Number of post-secondary institutions
- Full-time undergraduate enrollment
- Average student debt
- Secondary school graduation rate
- Indigenous education scale
- Average tuition cost
- Robustness of career services

ENTREPRENEURSHIP
- Number of coworking spaces
- Cost of coworking space
- Entrepreneurship incubators
- Applications to Futurepreneur

EMPLOYMENT
- Change in unemployment rate
- Number of new jobs created
- Youth unemployment rate
- Change in youth full-time jobs
- Youth full-time jobs
- Youth employment centres
- Employment initiatives scale

CITY ECONOMIC PROFILE
- NOC profile + possible automation impact
- Number of summer student jobs
- Income (not in economic families)
- Income (couples without children)
- Number of international students

FINANCIAL ACCESS
- Business banking availability
- Personal banking availability
- Number of chartered banks
- Online banking
- Mobile banking
- Financial literacy

GENDER EQUITY
- Full-time work
- Employment rate
- Median employment income
- High school or equivalent
- Apprenticeship or trades
- College, CEGEP or other non-university
- University degree

PLAY

CREATIVE ARTS
- Number of art/design schools
- Public art scale
- Municipal budget for public art
- Number of art galleries
- Municipal grants for Indigenous artists
- Indigenous arts + culture festivals

FASHION
- Fashion week scale
- Fashion incubators
- Creative designers + craftspersons (NOC)
- Fashion schools/programs
- Fashion items on Etsy

MUSIC + NIGHTLIFE
- Number of restaurants
- Number of festivals
- Access to alcohol scale
- Cost of music and nightlife
- Number of live music venues
- Music development scale

FILM
- Cost of a movie ticket
- Film festivals
- Number of screens
- Films shot in city
- Film schools
- Film incubators

PUBLIC SPACE
- Green space
- Sports facilities/fields
- Public libraries
- Public washrooms
- Community garden area
- Free museum admission
- Walkscore
- Indigenous art in public space
- Local land acknowledgements

SPORTS
- Professional sports teams
- Professional sports facilities
- Lowest cost hockey game ticket
- Cost of gym membership
- Cost to join soccer league
- Organized running events

TRAVEL
- Cities connected through direct flights
- Transit time to airport
- Getaway city scale
- Cost of rental car
- Cost of entry to cultural institutions
- Distance to provincial/national park

OUR INDEX METHODOLOGY

The YouthfulCities City of Culture Index is the result of a four-month research process, engaging youth researchers across the globe

OUR METHODOLOGY IS MADE UP OF A FEW KEY STEPS:

1 Determining what to measure in cities

In the past five years, using our quantitative Urban Attitudes Survey, we've asked more than 30,000 youth in cities around the world what is most important to them. This led us to establish the 21 Urban Attributes that make up our Index.

2 Recruiting a team of Urban Decoders

All YouthfulCities data is collected by our team of local youth researchers, who we call our Urban Decoders. They're 15-29 years old, connected, engaged, curious and inventive. They include students, entrepreneurs and employees of government and private enterprise. All of them exist as the driving force behind the youth-led regeneration in each of the cities we work in. We recruit, train, support and connect all of our Urban Decoders through the data collection process, and we continue to provide support with networking after project responsibilities are completed.

3 Collecting data to measure important attributes of cities

The 2020 YouthfulCities City of Culture index includes : A database of 5 global cities that measures, compares and ranks the cities in our Index across 21 Urban Attributes using a total of 150+ indicators. The indicators consist of primary and secondary data that Urban Decoders collect locally and submit using collaborative, cloud-based research workbooks.

The database for our 2020 City of Culture Index contains 5 cities, with data on over 150 indicators across 21 live, work and play attributes, totaling over 750 points of data.

IMPORTANT NOTE:

Survey

The Survey data is not used as Index data. It is only used to build a more inclusive and credible weighting system for the Index. For example, since Affordability is more important to youth than Entrepreneurship, the index reflects this through the weighting of scores based on the Survey results.

Imputed data

While reliable, robust and defensible data is available for the overwhelming majority of our indicators across all cities, in an extreme minority of cases (<2%), reliable data simply does not exist. Where data does not exist, we take an average in order to assign a score. Obtaining reliable and comparable data for all of our cities is the most difficult part of any YouthfulCities Index process. We want to be as representative as possible in the data that we employ, but in some cases, we have used provincial or territorial averages when data at the city level is not available.

For further details on how we capture, check and normalize our index data please head to our website at https://www.youthfulcities.com/urban-work-index-methodology.

HOW WE CAPTURE, CHECK AND NORMALIZE OUR INDEX DATA:

Checking the primary and secondary YouthfulCities Urban Work Index data

Once work is collected and submitted, all data goes through a rigorous internal review and check. Every data point is submitted along with a reliable source. The internal YouthfulCities team, along with external academic advisors, goes over the data points and sources, flags anything that does not hold up to scrutiny, and if necessary, uses our source database to replace the data point. All data checking is done collaboratively and can be tracked by all team members.

Normalizing the YouthfulCities Global Index data

Once data is checked, it needs to be normalized in order to accurately compare each city. Since we're motivated by a desire to measure cities from the perspective of youth, and since reliable average youth income data does not exist in all of the cities in our Index, we measure all cost indicators relative to one hour of minimum wage labour in each city. For example, if minimum wage in a city is $10 and the cost of a movie ticket is $12, the cost of a movie ticket tied to minimum wage equals 1.2.

Comparing data from different years

Wherever possible, data was gathered from the same calendar year. Given data source availability, for some indicators we needed to compare data from different years. As a rule we only go back as far as three years.

Scale and boundary issues

For a very small number of indicators, city level data was unavailable. In these cases, we collected data from provincial sources. To normalize the data collected from this larger sample, we took the total population of a given city as a percentage of the total population of the broader area, and then multiplied the data collected from the broader area against the percentage that the city represented.

Cohort issues

When data was not available for youth aged 15-29, we used a weighting system to allow us to use data from differently defined groups. For example, if population data was not available for youth aged 15 to 29 but was available for 15 to 24 years and 25 to 34 years, we used the data for those aged 15 to 24, and half of the total data from 25 to 34 years.

Hierarchy of data credibility

Primary and secondary data was collected from a number of sources. YouthfulCities collected primary data by talking to key sources in person, by email and by telephone. Secondary data collection was done largely through online research. Our sources include census reports, municipal offices and websites, non-governmental organizations, academic sources (e.g. journal articles, development indexes and reports) and other online sources (e.g. crowdsourcing sites like expatistan.com).

Cities' overall scores and rankings

Though we usually rank cities in our indedices, in this report you will not find scores for individual cities, but instead you will find stories and more personalized content from each of our urban decoders that will help bring these cities to life.

THE CITIES IN OUR 2020 CITY OF CULTURE INDEX

CITIES IN OUR PAST GLOBAL INDEXES

CITIES IN THIS INDEX

CITY OF CULTURE 2020

CITY	POPULATION (2019)
COVENTRY, UK	325,949
BEIRUT, LEBANON	1.3 MILLION
NAIROBI, KENYA	4.4 MILLION
BOGOTA, COLOMBIA	7.4 MILLION
DETROIT, USA	672,662

USA/CANADA

CALGARY
CHARLOTTETOWN
EDMONTON
HALIFAX
HAMILTON
KELOWNA
KITCHENER-WATERLOO
LETHBRIDGE
MISSISSAUGA
MONCTON
MONTREAL
OSHAWA
OTTAWA
QUEBEC CITY
SASKATOON
ST. JOHN'S
TORONTO
VANCOUVER
VICTORIA
WINNIPEG
YELLOWKNIFE
BOSTON
CHICAGO
DALLAS
DETROIT
LOS ANGELES
MIAMI
WASHINGTON, DC
NEW YORK CITY
SAN FRANCISCO

LATIN AMERICA

BOGOTA
BUENOS AIRES
CARACAS
LIMA
MEXICO CITY
QUITO
RIO DE JANEIRO
SAO PAULO

AFRICA

CAIRO
CASABLANCA
DAR ES SALAAM
DURBAN
JOHANNESBURG
LAGOS
NAIROBI

EUROPE

AMSTERDAM
BERLIN
COVENTRY
LONDON
MADRID
MOSCOW
PARIS
ROME
WARSAW

MIDDLE EAST

BEIRUT
DUBAI
ISTANBUL
TEHRAN
TEL AVIV

ASIA/AUSTRALIA

BANGKOK
HONG KONG
JAKARTA
KARACHI
MANILA
MUMBAI
DELHI
OSAKA
SEOUL
SHANGHAI
SINGAPORE
SYDNEY
TOKYO

Our 2020 City of Culture Index, which the present report is focused on, consists of 5 diverse cities globally. To date, we've measured, ranked and indexed 80 cities around the globe!

ATTRIBUTE PROFILES

CIVIC ENGAGEMENT
RESULTS

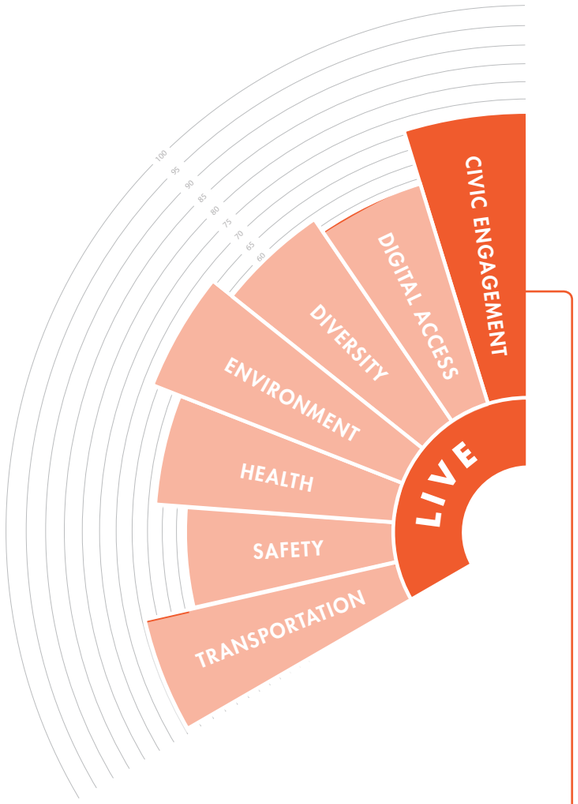

CIVIC ENGAGEMENT brings together different measures related to individual and collective activities geared towards issues of public interest and engagement. Youth in our 2019 Urban Attitudes Survey gave this attribute an importance rating of 8.4 out of 10 – putting it in the middle of the pack of what youth think is important in their cities.

INDICATOR RESULTS

How cities perform on the individual indicators that make up the CIVIC ENGAGEMENT attribute.

	COVENTRY	BEIRUT	BOGOTA	DETROIT	NAIROBI
Voting age	18	21	18	18	18
Average age of elected officials	50	52	32	45	42
Number of youth contributors on an advisory council.	20	NO	15	NO	18
Number of times a youth advisory council was consulted in the last year.	12	NO	6	NO	4
Number of required high school volunteer hours	-	-	80	25	-
Designated public advocate	YES	NO	YES	YES	YES
Citizens able to give deputations	YES	NO	YES	YES	YES
City council meetings open to the public	YES	NO	YES	YES	YES

There is a spectrum of opportunities within these cities, with some having formal pathways to introduce youth to civic engagement. Required volunteering can force youth to be introduced to public issues, especially when implemented with programs that connect them to civically minded organizations.

With 80 hours of required volunteering, the youngest average age for elected officials and a large youth council, Bogota is demonstrating to youth how they can get involved and that young voices can have an impact on policy.

In Nairobi, members of the youth council also sit on the National Youth Council of Kenya. Here they contribute to governance, policy making, and public engagement at the local and national levels along with representatives from all 47 counties.

DIGITAL ACCESS
RESULTS

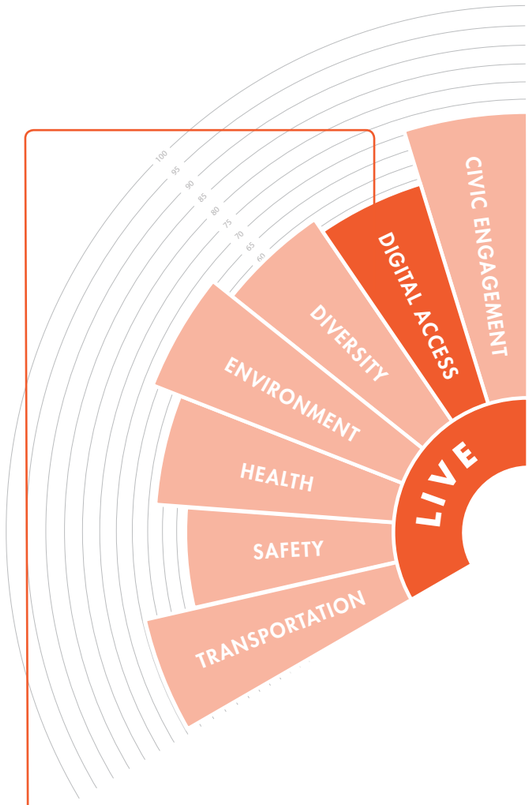

DIGITAL ACCESS measures the level of WiFi accessibility at various everyday locations in cities, the level of mobile phone infrastructure development, as well as the cost of mobile phone data packages. Youth in our 2019 Urban Attitudes Survey gave this attribute an importance rating of 8.4 out of 10 – placing it in the bottom half of what youth think is important in their cities.

INDICATOR RESULTS
How cities perform on the individual indicators that make up the DIGITAL ACCESS attribute.

	COVENTRY	BEIRUT	BOGOTA	DETROIT	NAIROBI
Cellular competitiveness level	7	2	8	38	5
Cellular cost	$11.52	$89.17	$10.70	$8.50	$.094
Digital censorship scale	-	-	-	1	-
Open urban data scale	5	-	4	5	4
Free wifi scale	12	6	9	9	7

The Open Urban data scale evaluates the extent to which urban municipal data is open and shared with the public, scored out of 5. Our Urban decoders informed us that there is still work to be done on making the open-source information updated and accessible to youth as it isn't always clear how to access it.

DIVERSITY
RESULTS

DIVERSITY

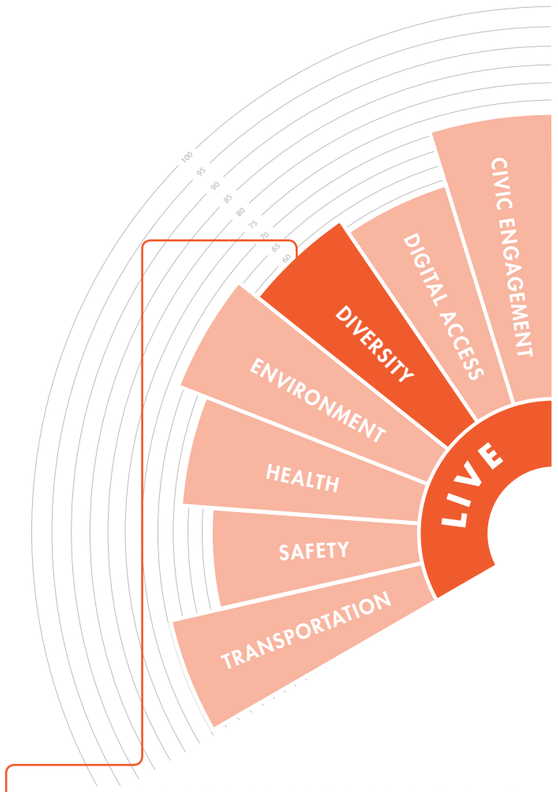

DIVERSITY looks at how varied the culture of a city is, how open it is to cultural, religious and gender differences and how open it is to issues and rights. Youth in our 2019 Urban Attitudes Survey gave this attribute an importance rating of 8.7 out of 10 – placing it in the middle of the pack of what youth think is important in their cities.

INDICATOR RESULTS

How cities perform on the individual indicators that make up the DIVERSITY attribute.

	COVENTRY	BEIRUT	BOGOTA	DETROIT	NAIROBI
Languages to vote in	1	1	1	2	1
Diversity of food	35	192	191	192	20
Same sex marriage scale	10	3	10	10	6
Transgender rights scale	3	1	3	3	2
Diversity of religion	-	18	73	18	38
Municipal budget for supporting folks with diverse needs	YES	NO	YES	NO	YES
Audio cues at pedestrian crosswalks	YES	NO	YES	NO	NO
Accessibility bylaws for buildings	YES	NO	YES	NO	YES

Openness to LGBTQIA rights is something that many youth struggle with, especially given the diversity of attitudes different cultures have, ranging from same-sex marriage being legal (score of 10) to being subject to the death penalty (score of 1). In Nairobi, same-sex partnerships are not legally recognized, while in Beirut, it can result in imprisonment.

Despite the differences in legalities surrounding LGBTQIA right, all reported having a Gay Pride Parade, a testament to the desire to spread awareness and acceptance amongst heavy discrimination and fear.

ENVIRONMENT
RESULTS

ENVIRONMENT

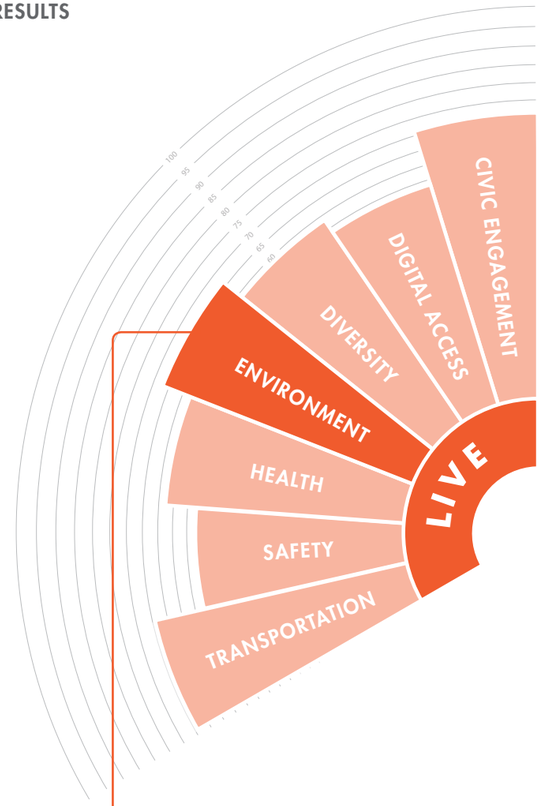

ENVIRONMENT brings together indicators that look at the environmental impact of a city as well as the proactive measures in place to minimize a city's impact. Youth in our 2019 Urban Attitudes Survey gave this attribute an importance rating of 9.5 out of 10 – making it the most important factor for youth in their cities.

INDICATOR RESULTS

How cities perform on the individual indicators that make up the ENVIRONMENT attribute.

	COVENTRY	BEIRUT	BOGOTA	DETROIT	NAIROBI
Smart cities initiative scale	6	6	6	5	5
Quantity of annual recycled materials	24,000 TONNES	23%	14%	1,535,195 TONS OR 15.3%	-
Quantity of annual waste (tons)	200,000 TONNES	219,000	6,300	8,026,443	-
Carbon emissions	24,265 TONNES	27,107 GG CO2 EQ	16279278.64 TONS OF CO2	10600000 MILLION METRIC TONS OF CO2 EQUIVALENT	-
Recycled materials	15	13	9	8	-
Total registered vehicles	409	500	2,400,000	299,441	90,000
People drinking municipality provided potable drinking water	YES	NO	YES	YES	YES
Additives in the water	YES	YES	YES	YES	YES

Surveyed youth have said that environmental targets are important to them within their city. Youth recognize that their futures rely heavily on how the environment is considered today which is why it is rated the most important indicator. While they are interested in the environmental targets that their cities have set out, we heard a lot about how there needs to be improved accountability in the way that progress is reported.

HEALTH
RESULTS

HEALTH

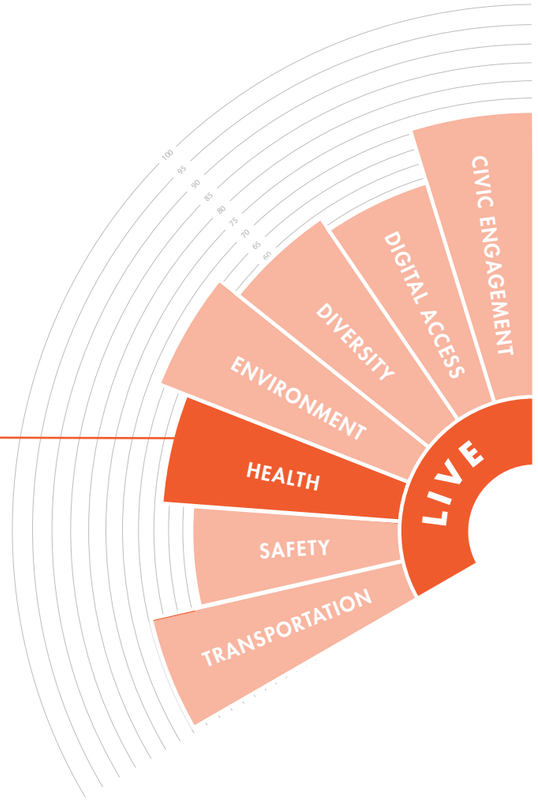

HEALTH measures the presence and accessibility of primary and secondary health services within a city, as well as the amount of publicly available information regarding health care and health services. Youth in our 2019 Urban Attitudes Survey gave this Attribute an importance rating of 9.2 out of 10 – making it the fifth most important factor for youth in their cities.

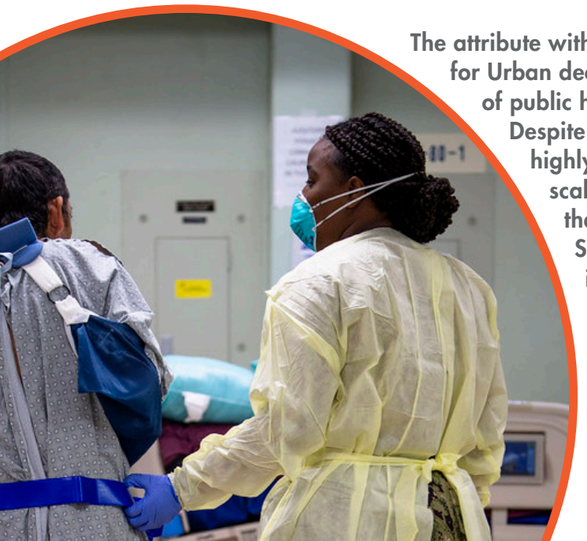

The attribute with the most surprising result for Urban decoders was the number of public health clinics in their city. Despite many cities reporting highly in the Health Media scale (scored out of 5) and the Health Statistics Tracking Scale (scored out of 3), there is room for improvement in informing youth of what resources are accessible to them.

INDICATOR RESULTS

How cities perform on the individual indicators that make up the HEALTH attribute.

		COVENTRY	BEIRUT	BOGOTA	DETROIT	NAIROBI
Health	Number of public health clinics	7	15	128	24	18
Sexual health scale	First grade where sexual health education is introduced	1	1	6	4	9
	Free contraceptives	YES	NO	YES	YES	YES
	Youth centered counselling services	YES	NO	YES	YES	YES
Urban smoking scale	Legal age to purchase tobacco	18	18	18	18	18
	Public smoking scale	2	3	3	2	3
	Regulations for e-cigarettes	YES	NO	NO	YES	YES
Health information	Health media scale	5	4	5	4	5
	Health statistics tracking scale	3	3	3	3	3
Homelessness scale	NGOs that support homeless youth	YES	YES	-	YES	YES
	Municipal strategy to address homelessness	YES	NO	YES	YES	YES
	Municipal budget to address homelessness	YES	NO	YES	YES	NO
Post-secondary mental health scale	Mental health strategy	YES	YES	YES	YES	YES
	Mental health awareness program	YES	YES	YES	YES	YES
	Discounted counselling	YES	YES	YES	YES	YES
	Suicide prevention Llne	YES	YES	YES	YES	YES
	Suicide fatalities on campus reported	NO	YES	NO	YES	NO

SAFETY
RESULTS

SAFETY

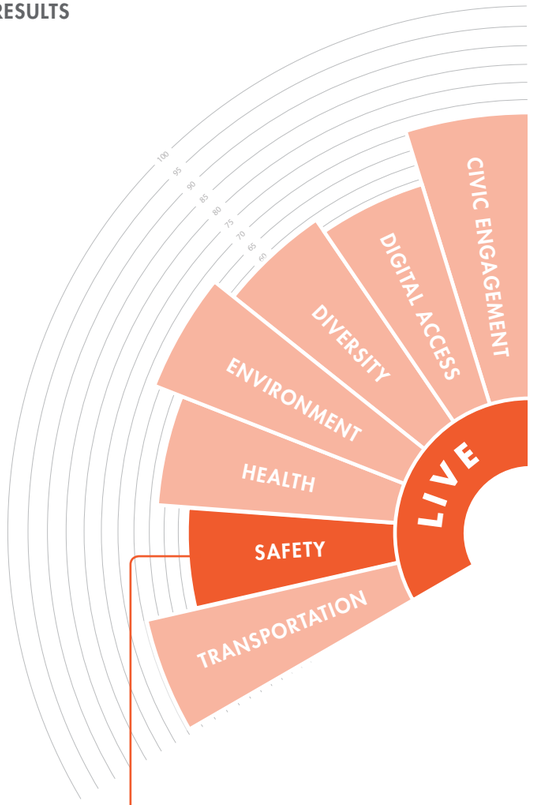

SAFETY looks at the physical risks that youth face in a given city. Youth in our 2019 Urban Attitudes Survey gave this attribute an importance rating of 9.3 out of 10 – making it the third most important factor for youth in their cities.

INDICATOR RESULTS

How cities perform on the individual indicators that make up the SAFETY attribute.

		COVENTRY	BEIRUT	BOGOTA	DETROIT	NAIROBI
Sexual violence scale	Marital rape prohibited by law	YES	YES	YES	YES	YES
	Sexual harassment prohibited by law	YES	YES	YES	YES	YES
	Signatory on the Convention on the Elimination of All Forms of Discrimination against Women?	YES	YES	YES	NO	YES
Transit	Passenger's "bill of rights"	YES	NO	YES	NO	YES
	Night stop programs	NO	NO	NO	YES	YES
	Transit police/security officers	YES	NO	YES	YES	YES
	Surveillance	YES	NO	NO	YES	YES
Deaths	Traffic fatalities (2019)	17	487	507	153	3,397
	Homicides	2	90	1,047	273	21

For young people, safety is a prerequisite for them to access cultural spaces. Initiatives like night stop programs can encourage taking transit home, increasing the willingness of youth to explore their city.

TRANSPORTATION
RESULTS

TRANSPORTATION

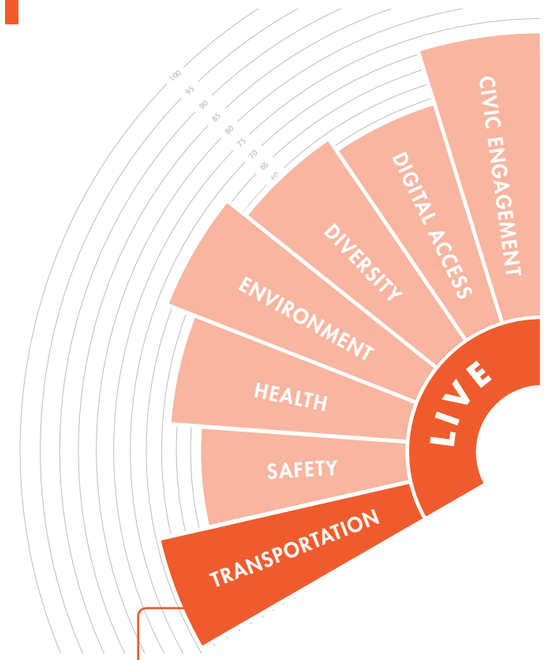

TRANSPORTATION measures the extent to which individuals are able to efficiently and affordably travel within their city. Youth in our 2019 Urban Attitudes Survey gave this attribute an importance rating of 9.0 out of 10 – making it one of the top ten most important factors for youth in their cities.

INDICATOR RESULTS

How cities perform on the individual indicators that make up the TRANSPORTATION attribute.

	COVENTRY	BEIRUT	BOGOTA	DETROIT	NAIROBI
Dedicated public transport (km)	20.5	-	265	4.6	14,719
HRs/week dedicated public transit	133	-	130	118	105
Public bike rentals	-	-	3,000	430	2,000
KMs of bike paths	151	-	540	644	100
Hours of availability for bike paths	720	-	144	24	672
Average length of transit commute (min)	10	-	65	75	32
Commuter time to airport (min)	10	30	55	70	21
Real time transit app	YES	NO	YES	YES	YES
Walkability	3100	3500	24,643	7,805	4,850
Annual public transport trips	-	-	1,442,813,245	24,183	-

Our research has shown that youth are increasingly looking to bicycles as an environmentally friendly and affordable transportation alternative. Detroit has a temporary bikeline that opens on the weekend to allow for greater exploration throughout the city, while Beirut has recently unveiled an initiative to build 16Km of dedicated bike lanes by 2020.

AFFORDABILITY
RESULTS

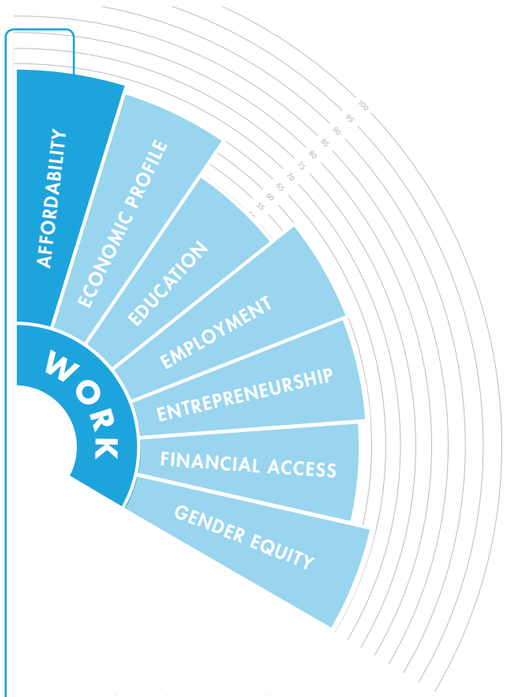

AFFORDABILITY looks at how strong an economic foundation youth have in a city. It measures everything from economic inequality to cost of living, to consumption tax rates. Youth in our 2019 Urban Attitudes Survey gave this attribute an importance rating of 9.4 out of 10 – making it the second most important factor for youth in their cities.

INDICATOR RESULTS

How cities perform on the individual indicators that make up the AFFORDABILITY attribute.

	COVENTRY	BEIRUT	BOGOTA	DETROIT	NAIROBI
Minimum wage	$10.18	$2.48*	$0.86	$9.65	$0.85
Monthly transit pass	$51.15	$1.32	$0.62	$70.00	$36.43
Consumption tax rate	20%	11%	19%	6%	16%
Rental housing	$1,222.84	$1,042.37	$415.75	$1,061.00	$1,188.12
GINI Coefficient	0.39	51	0.504	0.472	-2.58%
Food - 12 eggs	$2.57	$3.75	$1.41	$2.02	$1.77
Cost of a cappuccino	$3.27	$4.63	$1.16	$5.27	$2.88
Minimum personal tax rate	20%	20%	39%	10%	30%
Feminine hygiene product	$4.15	$8.02	$0.94	$6.00	$2.61
Tube of toothpaste	$1.74	$3.50	$1.49	$1.67	$1.56
Price per square meter to buy an apartment	$2,275	$3,922.01	1,817.59	$570.13	$33,706.23

*As of early 2020, residents of Lebanon, including youth have not been able to access funds in state-controlled bank accounts, which has had a drastic impact on what they can afford.

Youth in these cities have a vastly different experience when it comes to what they can afford, especially considering that most youth have hourly wage positions. Across these cities, varying cultural differences in housing standards has an effect on if and when youth feel societal pressure to reside independently, or whether they can live in multigenerational homes. Our Urban decoders also highlighted that while many youth may be employed at the minimum wage, it is by no means equivalent to a living wage.

CITY ECONOMIC PROFILE
RESULTS

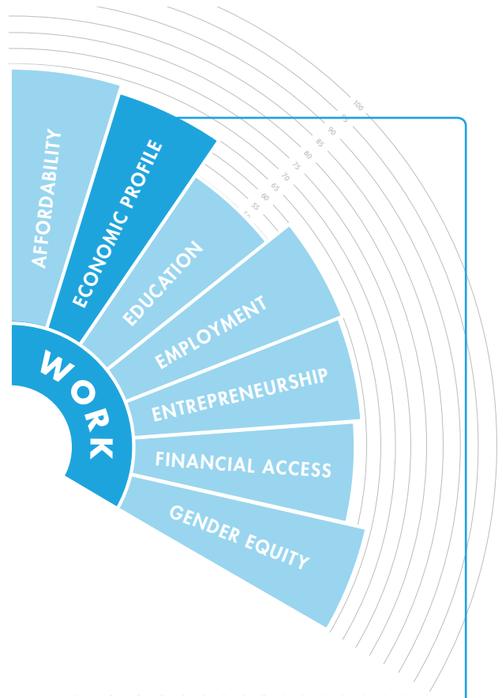

CITY ECONOMIC PROFILE measures income levels, wealth distribution, and the stability of local industries. Youth in our 2019 Urban Attitudes Survey gave this attribute an importance rating of 7.9 out of 10 – placing it in the bottom half of factors that youth think are important in their cities.

INDICATOR RESULTS

How cities perform on the individual indicators that make up the CITY ECONOMIC PROFILE attribute.

	COVENTRY	BEIRUT	BOGOTA	DETROIT	NAIROBI
Voting age	18	21	18	18	18
Average age of elected officials	50	52	32	45	42
Number of youth contributors on an advisory council.	20	NO	15	NO	18
Number of times a youth advisory council was consulted in the last year.	12	NO	6	NO	4
Number of required high school volunteer hours	-	-	80	25	-
Designated public advocate	YES	NO	YES	YES	YES
Citizens able to give deputations	YES	NO	YES	YES	YES
City council meetings open to the public	YES	NO	YES	YES	YES

Openness to LGBTQIA rights is something that many youth struggle with, especially given the diversity of attitudes different cultures have, ranging from same-sex marriage being legal (score of 10) to being subject to the death penalty (score of 1). In Nairobi, same-sex partnerships are not legally recognized, while in Beirut, it can result in imprisonment.

Despite the differences in legalities surrounding LGBTQIA right, all reported having a Gay Pride Parade, a testament to the desire to spread awareness and acceptance amongst heavy discrimination and fear.

EDUCATION
RESULTS

EDUCATION

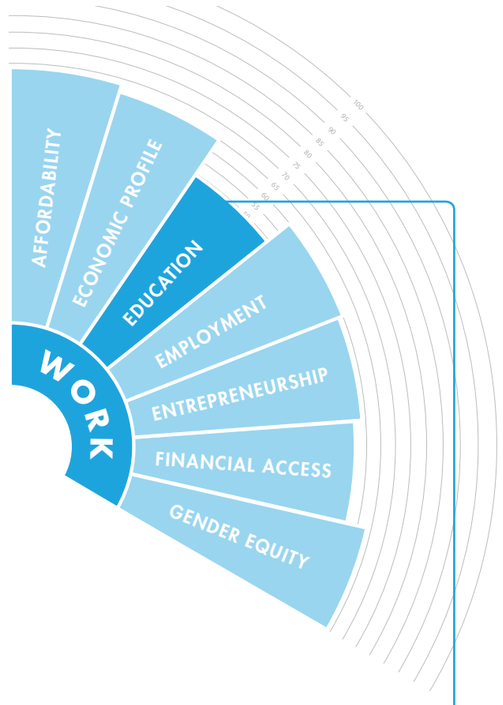

EDUCATION looks at the accessibility and affordability of post-secondary education in a city. Youth in our 2019 Urban Attitudes Survey gave this attribute an importance rating of 8.7 out of 10 – placing it in the middle of the pack of factors that youth think are important in their cities.

INDICATOR RESULTS

How cities perform on the individual indicators that make up the EDUCATION attribute.

	COVENTRY	BEIRUT	BOGOTA	BOGOTA	NAIROBI
Number of post-secondary institutions	4	19	119	4	140
Full-time undergraduate enrollment	62,683	98601	805	18682	295900
Average student debt	$44,630.00	STATE FUNDED	$15,313.21	$32,495.00	$2,368.00
Secondary school graduation rate	42.40%	73.64%	-	81.41%	84%

We see a wide range across the cities for average student debt, which also means a range in accessibility to post-secondary education. Students fighting for decreased or free tuition is not new, and with COVID-19 moving many education institutions online, it is a fight that we only expect to get more complex.

All neighbourhoods in Bogotá are given a classification from poorest (1) to richest (6). These classifications create stratums that alter how much individuals living there have to pay for things. Depending on which stratum youth live in, they will have different access to funding for post-secondary education.

EMPLOYMENT
RESULTS

EMPLOYMENT

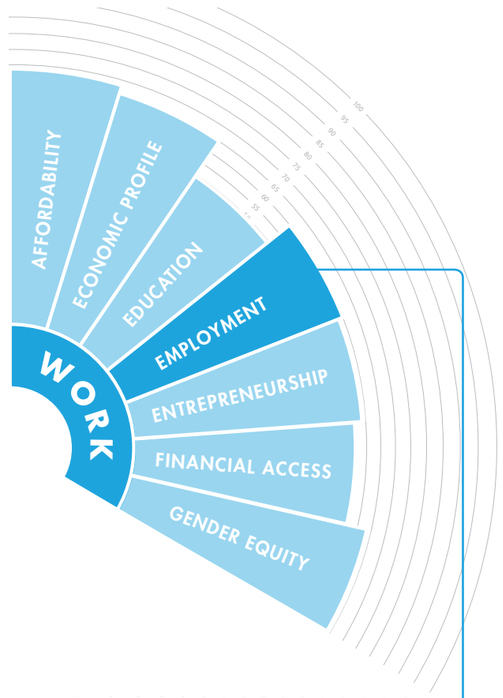

EMPLOYMENT looks at the overall climate of youth employment in a city and measures the proactive tools and mechanisms in place to combat youth unemployment. Youth in our 2019 Urban Attitudes Survey gave this attribute an importance rating of 9.1 out of 10 – placing it just outside the top five most important factors for youth in their cities.

INDICATOR RESULTS

How cities perform on the individual indicators that make up the EMPLOYMENT attribute.

	COVENTRY	BEIRUT	BOGOTA	DETROIT	NAIROBI
Youth unemployment rate	13.40%	19.80%	18.00%	7.60%	35.00%
Youth employment centres	2	3	4	3	16
Number of new jobs created	15,000	4,000	-72,138	4,400	78,400
Long-term youth employment initiative	YES	NO	NO	YES	YES
Job skills workshops	YES	NO	YES	YES	YES
Job placements or internships	YES	NO	YES	YES	YES

Results collected showed that no matter where they are in the world, when cities experience economic hardship, youth feel their employment issues are the least likely to be addressed.

With the emergence of COVID-19, youth jobs have been significantly impacted with a large proportion coming from the retail and service industries. Moving forwards could involve increasing job creation and youth employment by carving out stable and meaningful new opportunities in the cultural sectors.

ENTREPRENEURSHIP
RESULTS

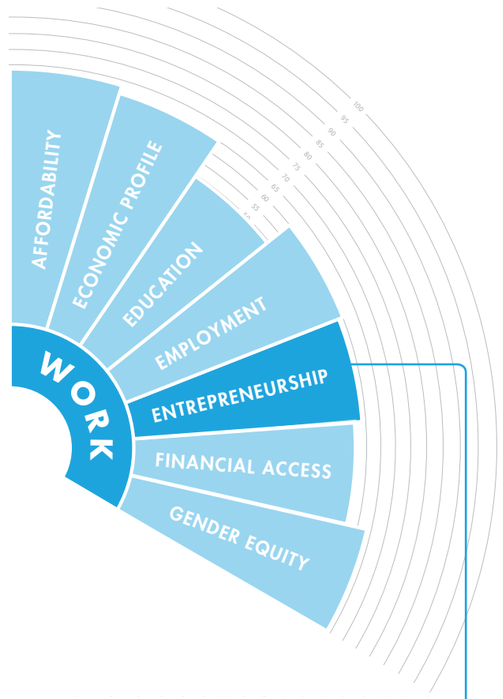

ENTREPRENEURSHIP measures the entrepreneurial culture fostered in a city. Youth in our 2019 Urban Attitudes Survey gave this attribute an importance rating of 6.8 out of 10 – placing it in the bottom half of factors that youth think are important in their cities.

INDICATOR RESULTS

How cities perform on the individual indicators that make up the ENTREPRENEURSHIP attribute.

	COVENTRY	BEIRUT	BOGOTA	DETROIT	NAIROBI
Age at which you can register a business	16	18	14	N/A	18
Entrepreneurship incubators	3	9	13	4	16
Number of coworking spaces	5	8	37	21	25
Cost of coworking space	$8.63	$16.64	$3.77	$4.74	$11.55
Cost of a business license	$124.15	$3,302.51	$64.64	$50.00	$1.59

Coworking spaces provide people with a cost-efficient office space that also allows them to build connections with other networks in the community. But while coworking spaces are gaining popularity across all of our cities, there is great variability in the cost to get a business license which could become a barrier for youth entrepreneurship.

FINANCIAL ACCESS
RESULTS

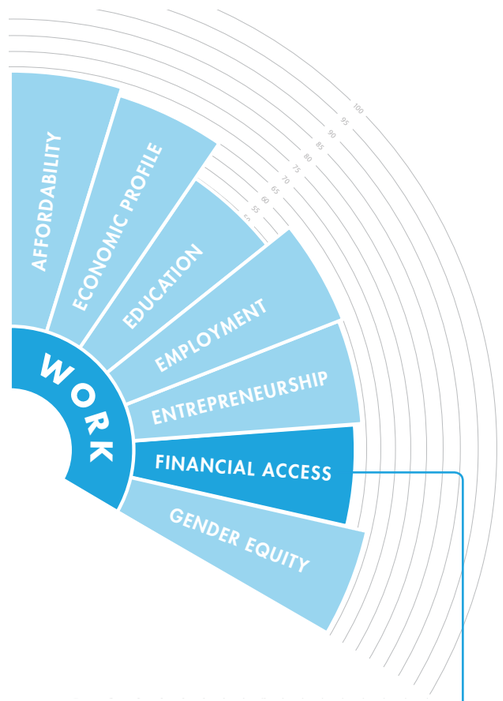

FINANCIAL ACCESS looks at the availability and accessibility of banking services, as well as financial education for youth in a city. Youth in our 2019 Urban Attitudes Survey gave this attribute an importance rating of 7.9 out of 10 – placing it in the middle of the pack of factors that youth think are important in their cities.

INDICATOR RESULTS

How cities perform on the individual indicators that make up the FINANCIAL ACCESS attribute.

	COVENTRY	BEIRUT	BOGOTA	DETROIT	NAIROBI
Business banking availability	18	NO MINIMUM AGE, WITH PARENTAL SIGNATURE	15	18	18
Personal banking availability	16	18	7	13	18
Number of chartered banks	11	32	29	14	41
Online banking	11	29	25	14	41
Mobile banking	11	23	26	14	35
Financial literacy scale	1	1	2	-	-

Financial literacy is something that many youth struggle with as they become financially independent. Programs within high school that teach about awareness of budgeting, loans, financial services are something that can improve decision making in these areas long term.

GENDER EQUITY
RESULTS

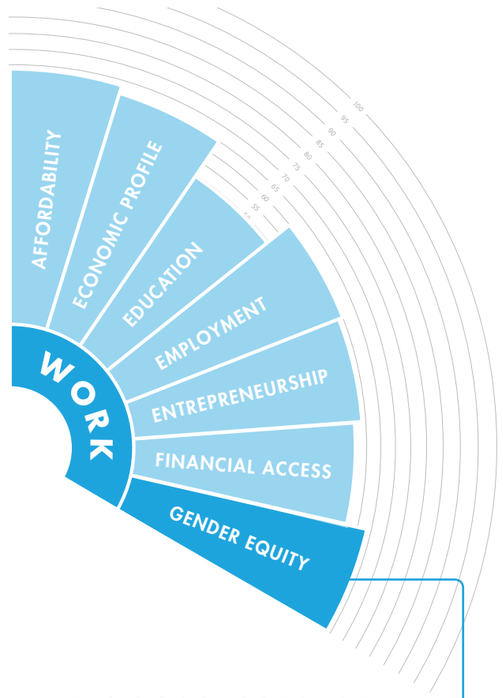

GENDER EQUITY measures equality between men and women in education and employment. Youth in our 2019 Urban Attitudes Survey gave this attribute an importance rating of 9.3 out of 10 – making it the fourth most important factor for youth in their cities.

INDICATOR RESULTS

How cities perform on the individual indicators that make up the GENDER EQUITY attribute.

	COVENTRY	BEIRUT	BOGOTA	DETROIT	NAIROBI
Full-time work	81.30%	23.50%	55.2%	43.45%	66%
Employment rate	50.4%	52%	10.6%	52.9%	33%
LINC after tax	50%	-	16%	72.50%	50%
Median employment income	33.9K	6%	16	-	69.20%
High school or equivalent	50.4 MALE 49.6 FEMALE	56.50%	49	45.93%	-
Apprenticeship or trades	49.9 MALE 50.1 FEMALE	15%	46.9	6.40%	-
College, CEGEP or other non-university	-	52%	52%	-	33%
University degree	50%	56%	44%	-	33%

In Coventry, the gender pay gap in 2019 showed that for age groups under 40 years, the gender pay gap for full-time employees is approaching zero. Variations in cultural traditions such as early marriages can affect the opportunities women have for education and employment, with more men in higher ranking jobs.

CREATIVE ARTS
RESULTS

CREATIVE ARTS

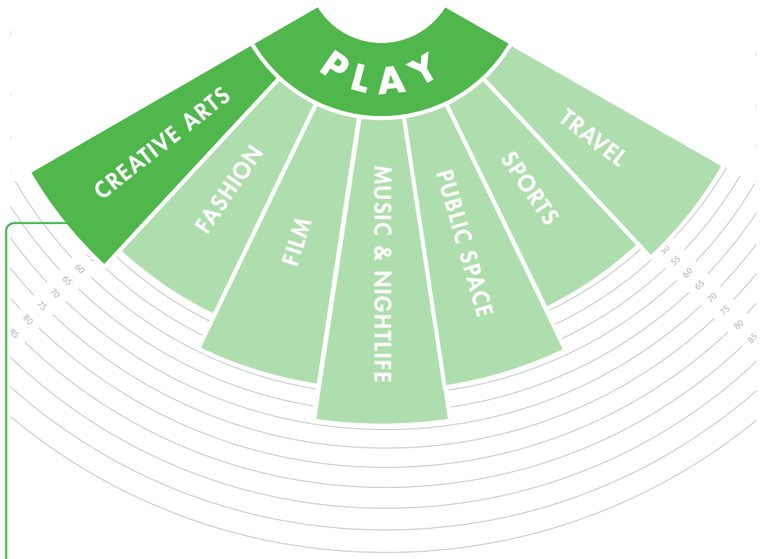

CREATIVE ARTS looks at how a city supports creative arts – whether traditional or nontraditional. Youth in our 2019 Urban Attitudes Survey gave this attribute an importance rating of 7.3 out of 10 – placing it in the bottom half of the pack when it comes to factors that youth think are important in their cities.

INDICATOR RESULTS
How cities perform on the individual indicators that make up the CREATIVE ARTS attribute.

	COVENTRY	BEIRUT	BOGOTA	DETROIT	NAIROBI
Number of art/design schools	-	11	12	1	14
Legal graffiti walls	YES	NO	YES	YES	YES
Requirement for art as part of large developments	YES	NO	YES	NO	YES
Local communities consult for public art installations	YES	NO	YES	NO	YES
Municipal budget for public art	-	-	$90,081.01	$200,000.00	$49,920,912.00
Number of art galleries	2	27	28	39	24
Festival with young artists	YES	YES	YES	YES	YES
Number of young artists showcased	-	7	-	1	-

The city of Nairobi has significant access the Kenyan National governments' 5.3 Billion KSH designated for initiatives in sports, culture and arts development. There has been rapid growth in the fashion industries with youth beginning to see future career paths in this area. Arts plays a large role in infrastructure here, with some public transport busses encouraging graffiti as a way of expressing ideas. Investment into arts and cultural sectors can increase employment opportunities for youth.

FASHION
RESULTS

FASHION

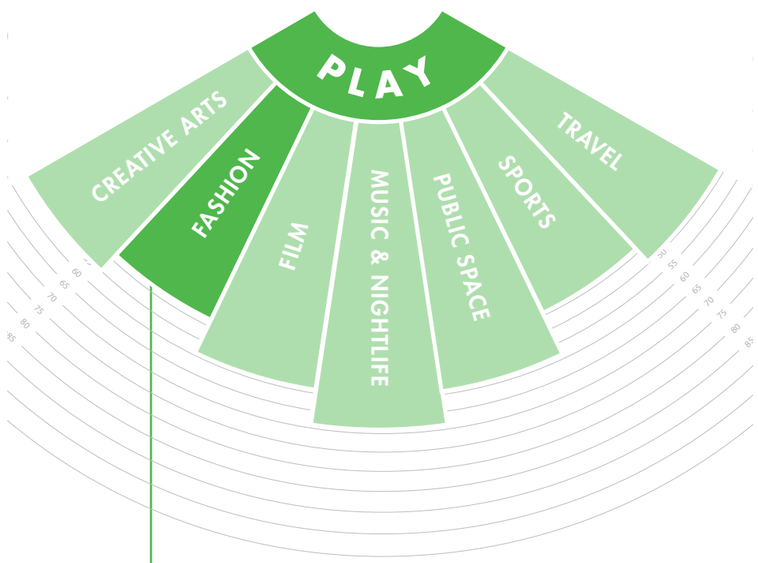

FASHION measures the extent to which a city supports the growth and development of young fashion designers through incubators or showcases geared toward youth. Youth in our 2019 Urban Attitudes Survey gave this attribute an importance rating of 4.9 out of 10 – making it the least important factor for youth in their cities.

INDICATOR RESULTS

How cities perform on the individual indicators that make up the FASHION attribute.

	COVENTRY	BEIRUT	BOGOTA	DETROIT	NAIROBI
Fashion week with young designer showcase	YES	YES	YES	YES	YES
Number of young designers featured	-	5	16	-	7
Fashion incubators	2	1	4	1	1
Number of seats at fashion incubators	87	15	289	100	19
Cost of jeans	$73	$71	$44	$51	$35

When jeans cost more than is earned in a week of part-time hourly work, it's no wonder that youth tend to rate fashion as less important, but we also find that youth are more interested in defining their own style and are using more upcycled clothing as a sustainable alternative to purchasing the latest trends.

FILM
RESULTS

FILM

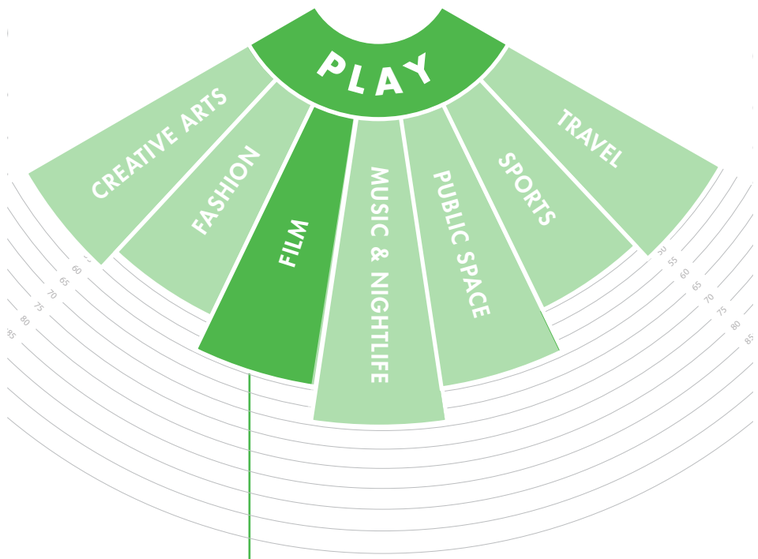

FILM looks at the availability and affordability of film-based entertainment options in a city. Youth in our 2019 Urban Attitudes Survey gave this attribute an importance rating of 6.7 out of 10 – placing it in the bottom five when it comes to factors that youth think are important in their cities.

INDICATOR RESULTS

How cities perform on the individual indicators that make up the FILM attribute.

	COVENTRY	BEIRUT	BOGOTA	DETROIT	NAIROBI
Cost of a movie ticket	$12.41	$9.91	$2.81	$12.00	$6.30
Film festivals	6	5	8	6	6
Number of cinema seats	6,445	11,700	42,657	22,026	4,150
Films shot in city	10	7	60	26	95

Aspiring film and television directors and producers may find themselves looking to Bogata as a location for their next project. New laws mean that international projects can qualify for cash rebates and tax incentives for media productions collaborating with Columbian creatives.

MUSIC AND NIGHTLIFE
RESULTS

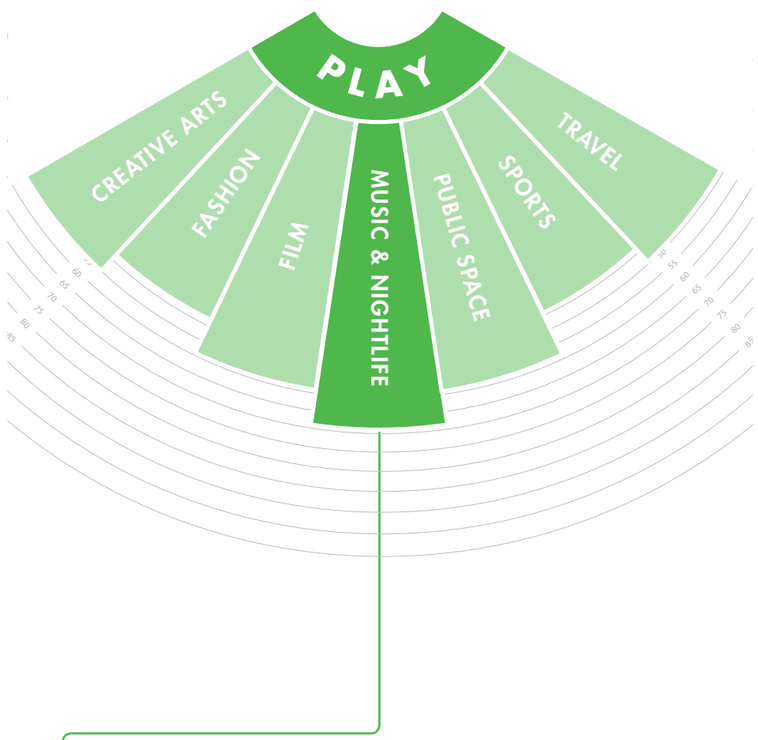

MUSIC AND NIGHTLIFE measures the accessibility, affordability, and variety of entertainment options in a city, as well as municipal support for the local music scene. Youth in our 2019 Urban Attitudes Survey gave this Attribute an importance rating of 7.5 out of 10 – placing it in the bottom half when it comes to factors that youth find important in their cities.

INDICATOR RESULTS

How cities perform on the individual indicators that make up the MUSIC AND NIGHTLIFE attribute.

	COVENTRY	BEIRUT	BOGOTA	DETROIT	NAIROBI
Concert ticket	$15.18	$16.51	$19.44	$25.33	$26.68
Music Festivals	1	6	15	12	3
Nightclubs	10	-	15	20	40
Music courses in secondary school	YES	NO	YES	YES	YES
Free music programs for youth	YES	NO	YES	YES	YES
Artist grants	YES	NO	YES	YES	YES
Live music venues	5	20	241	100	20

Our urban decoders told us that grants are especially available when the artist is an ambassador for tourism, culture or looking to represent the country through their art. a

PUBLIC SPACE
RESULTS

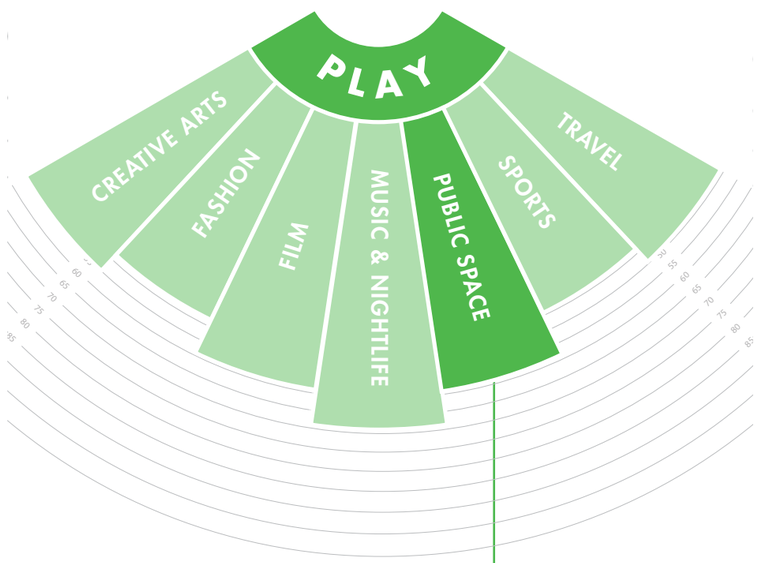

PUBLIC SPACE examines the degree to which cities provide for recreation, sports, and leisure activities in a city. Youth in our 2019 Urban Attitudes Survey gave this attribute an importance rating of 9.2 out of 10 – placing it just outside the top five factors that youth consider important in their cities.

INDICATOR RESULTS
How cities perform on the individual indicators that make up the PUBLIC SPACE attribute.

	COVENTRY	BEIRUT	BOGOTA	DETROIT	NAIROBI
Square kilometers of public green space	2000	2000	32	248	-
Sports facilities/fields	6	6	84	309	75
Public libraries	17	17	21	22	7
Public markets	9	9	44	16	7
Museums	10	10	68	15	5
Discount programs for youth	2	2	13	11	-

Programs that offer free access to museums and galleries can improve youth's participation in the historical culture and arts scene of their cities.

Libraries are no longer just for books! They can be critical for providing youth with access to free internet and social programming, serving as a place for community collaboration, and we have seen an increase in public library use in the current young generations.

SPORTS
RESULTS

SPORTS

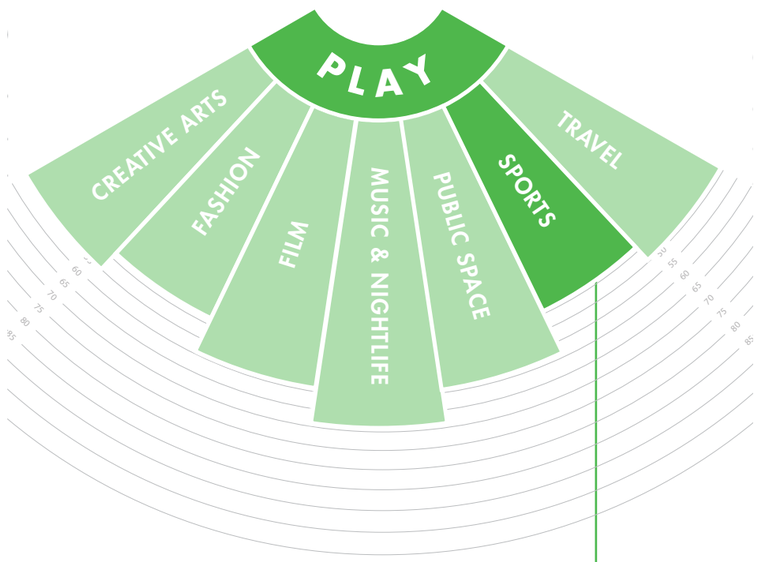

SPORTS measures the degree to which cities create an environment that supports sports – whether by hosting professional teams and facilities or by ensuring affordable access to amateur facilities and equipment. Youth in our 2019 Urban Attitudes Survey gave this attribute an importance rating of 6.5 out of 10 – making it the second least important factors for youth in their cities.

INDICATOR RESULTS

How cities perform on the individual indicators that make up the SPORTS attribute.

	COVENTRY	BEIRUT	BOGOTA	DETROIT	NAIROBI
Number of professional sports teams	5	20	61	5	47
Number of professional sports facilities	4	7	25	3	7
Cost of 1 pair of sports shoes	$95.59	$117.82	$67.15	$78.00	$55.58
Cost of 1 month of gym membership	$38.49	$82.38	$32.18	$30.00	$53.86
Cost to join a recreational/ organized soccer league	$110.49	$99.08	$35.43	$85.00	$146.00
Number of organized/ recreational running events	6	4	16	7	14
Average cost of attending a home game	$23.59	$9.91	$0.0041	$25.00	$2.83

Detroit stands out as the only city with e-gaming as a sport, offering conventions for gaming, gaming developers, and competitions.

TRAVEL
RESULTS

TRAVEL

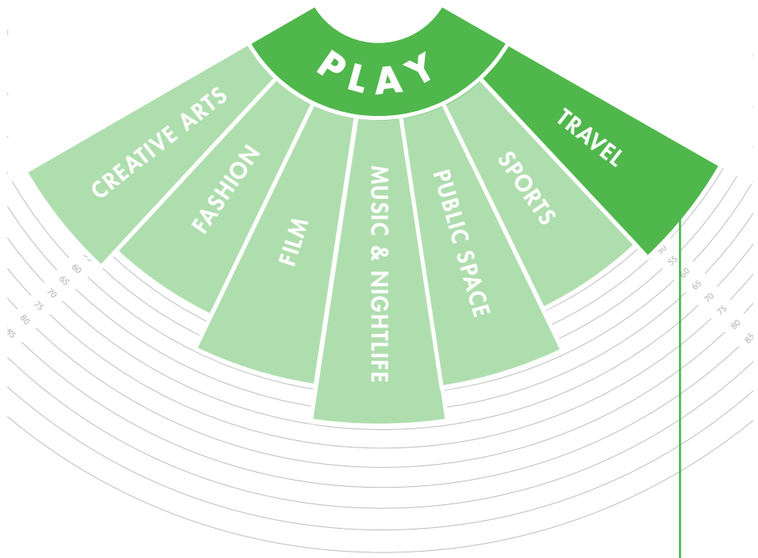

TRAVEL looks at the extent to which youth in a city can get away to other cities nearby, both efficiently and affordably. Youth in our 2019 Urban Attitudes Survey gave this attribute an importance rating of 8.3 out of 10 – placing it in the middle of the pack when it comes to the most important factors for youth in their cities.

INDICATOR RESULTS

How cities perform on the individual indicators that make up the TRAVEL attribute.

	COVENTRY	BEIRUT	BOGOTA	DETROIT	NAIROBI
Number of cities connected through direct flights	13	60	51	127	69
Getaway City	BIRMINGHAM	ISTANBUL	MEDELLÍN	CHICAGO	MOMBASA
Getaway city bus cost	$7.00	N/A	$16.71	$4.00	$37.68
Getaway city bus frequency	66	N/A	11	9	24
Getaway city plane cost	N/A	99.08	$32.80	$100.00	$34.72
Getaway city plane frequency	N/A	72	38	29	13
Domestic passports approved for travel	56	7	97	38	45
Average entry cost for cultural institutions	$6	FREE	$1.67	$11.33	$1.56
Number of visitors per year	590,000	1.15 MILLION	1,100,000	19 MILLION	619,506

With the emergence of COVID-19 travel restrictions, youth are reframing the concept of travel and will be looking within their cities and countries to explore.

GET TO KNOW THE CITIES IN THE REPORT

Each of our urban decoders (our researchers) has taken the time to craft virtual tours of their favorite cultural spots in their city, making the City of Culture Index come to life through their eyes. We hope you enjoy reading their cul-tours!

A DAY IN NAIROBI WITH STEVE

They say travelling is like flirting with life. It's like saying, "I would stay and love you, but I have to go." We all chase that high, knowing the impulse to travel is one of the hopeful symptoms of life. For whatever reason, the need for an escape from the norm will have us camping in travel hashtags, looking for a place, perfect enough for our need. Well, you may want to carry along your camera, just so as to capture the many beautiful memories we are about to create.

Right at the foot of the famous Ngong Hills, lies a spectacular bungalow named The Karen Blixen Museum. This is where our trip for the day will begin. Here you will get to witness the setting in which the famous movie "Out of Africa" was filmed. There will be a guided tour around the house, with a guide explaining in detail the Museum's long history till date. The Museum also boasts of a nice gift shop just within that sells quite a variety of valuable souvenirs.

From The Karen Blixen Museum, we will go up the Ngong Hills. From the West side, the hills overlook the Great Rift Valley dropping over 1000M below, offering quite a scenic view of some Maasai villages that have come up. The peak of Ngong Hills stands at 2460M above sea level.

Here, there are quite a number of activities ranging from long romantic walks on its nature trails, to hiking, to zip - lining. The hills also have a wind farm, with many windmills waving in the wind, making them quite a sight to behold.

The Nairobi Giraffe centre which is located at Lang'ata was established in order to protect the endangered giraffe, which is native to the East African grasslands. Here, you will get the experience of feeding the giraffes from a raised platform. The centre is also home to a few warthogs which freely roam along with the giraffes.

Walking on a raised wooden boardwalk, you will have a clear view of the country's rich animal wild life ranging from the rare bongo, white rhino, leopard, lion to cheetah and many others at the Nairobi Safari Walk. The park is situated on Lang'ata road, just next to the Kenya Wildlife Services Headquarters. The park has a wide variety of birds, plants and insects. You could take a whole two hours walking on the raised wooden boardwalk, enjoying the park's serenity as you take in some fresh air, away from the noisy city.

Nairobi's Maasai markets, just like many public places in Africa, are extremely lively spaces and can be a bit overwhelming for newcomers. The market is full of artisans from different communities, selling various different types of art which include Maasai leather and beaded sandals, jewelry, Maasai shukas, woven baskets known as kiondos, artwork and carvings. Items vary in price and bargaining is part of the fun of such a market experience. Here, you have to practice patience as there are so many choices of things to buy. You may want to buy a beaded necklace, or beaded sandals or a drawing or a shuka which will remind you of these good times in future.

Our trip will end at Emara -Ole Sereni, a luxurious hotel which overlooks the Nairobi National Park. It features an outdoor pool, two restaurants and a snack bar. It also offers aerobics, steam baths, sauna, massage facilities and a salon. The hotel is equipped with very comfortable rooms with polished wooden furniture which come in darker hues, oozing of pure class and elegance.

From your room balcony, you get a breath - taking view of the evening sun set or the morning sun rise. It is by, far, one of the most exquisite hotels in the country. After a tasty meal for dinner and a warm soothing bath, you will lie in one of its most cosy beds, with a free soul, a rich mind and a full heart, for you will have experienced the best of Nairobi, the city that never sleeps.

A DAY IN NAIROBI WITH LIZ

Hey! Want to go around Nairobi City in a day? Carry along a camera to freeze all the beauty that's in the wildlife, people and landscape. And of course, a fun-filled spirit! This is what our day would look like:

A great day always starts with a good meal. Breakfast at the Giraffe Manor. Often referred to as one of the most Instagrammed properties in the world, Giraffe Manor is set in 12 acres of private land within 140 acres of indigenous forest in the Langata suburb of Nairobi. Here, we will enjoy a great breakfast surrounded by a ray of wildlife and air so fresh you'll want to trap it in a bottle to take back. Guests are welcome to share kisses and treats with the giraffes, an adventurous yet fulfilling activity. One of the most fascinating things about Giraffe Manor is its resident herd of Rothschild's giraffes who may visit morning and evening, poking their long necks into the windows in the hope of a treat, before retreating to their forest sanctuary.

After breakfast, we'd go for a game drive at the Nairobi National Park, the only one in the entire world located in a capital city, where we more often than not we will spot Species found in the park-like Cape buffalo, baboon, eastern black rhino, gazelle, Grant's zebra, cheetah, Coke's hartebeest, hippopotamus, African leopard, lion, eland, impala, Masai giraffe, ostrich, vulture, and waterbuck.Other attractions are the wildebeest and zebra migrations in July and August,the Ivory Burning Site Monument, and the Nairobi Safari Walk and animal orphanage.

We would definitely maximize our time in the Langata area by visiting The Bomas of Kenya. It was established by the government in 1971 as a subsidiary company of Kenya Tourist Development Corporation as a tourist attraction. It wanted to preserve, maintain, and promote rich and diverse cultural values of various tribal groups of Kenya. Each boma (homestead) in this cultural village was built using traditional specifications of myriad Kenyan tribes; through architecture, crafts, music, and dance this village serves to preserve Kenyan culture. Here experience traditional African culture from ways of living, song, and dance.

After the game drive, souvenir shopping at The Maasai Market in Nairobi, an opportunity to buy authentic African art, handcrafted beaded jewelry, and clothing as souvenirs, gifts and even decorating material you could use for your home. Your family and friends will love you for visiting this market because you'll be bringing them so many goodies from there!

At lunch hour (or whenever we get hungry), the perfect place to get a great meal, would be The Bomas Hotel. After a good hearty meal, a session at The Boma spa (massages and general pampering) would be much needed to unwind, relax and usher in the Nairobi golden sunset.

We'll obviously be sampling popular Kenyan street food as often as we see during our city expedition, if you're into that kind of stuff of course.

After a relaxing lunch and session at the hotel spa, for dinner, especially for meat lovers, Carnivore Restaurant is the place to indulge and eat all sorts of meat! Vegetarians worry not, the restaurant caters to your needs as well.

If by the time we finish the day at dinner and you're still strong enough to experience Nairobi nightlife, be my guest! There are joints that are mellow and enjoyed by people who prefer live bands and more intimate settings just as there are clubs that are for the free-spirited and carefree folk. Whatever your preference, Nairobi nightlife is an experience you must take advantage of when you ever get a chance to visit. It is a whole vibe!

That's the trip around my city when all we've got is a day. Imagine the places and events we'd go to if we had more days!

A DAY IN DETROIT WITH ELI

I have lived and worked in the city for 7 years, and during that time my partner and I have hosted our share of guests. On the first day with a new visitor, our adventures have a consistent rhythm. Today, following that rhythm, I remotely welcome you to my favorite places in Detroit.

We start the day by taking a walk to the Fisher Building: a destination that combines culture, retail, art, community, and beautiful architecture.

Because I start and end my days in New Center, the Fisher Building is iconic in my view of the city.

From the Fisher, we head to breakfast. While there are many wonderful breakfast places in the city, I like to take my friends to Avalon International Breads or Honest ? Johns. Today, I'll let you pick between the fresh baked organic breads and great coffee from Avalon, or the heaping servings, strong drinks, and casual brunch from Honest ? Johns.

If it's Saturday, Eastern Market will be our next stop. Open year round, with added days throughout the summer, this is the largest historic market in the United States. With fresh produce, flowers, spices, meats, and prepared foods, there is very little that you won't find in the sprawling, music filled sheds at Eastern Market. With so many options, this visit can easily shift between shopping, relaxing, and eating.

After lunch, we head to Belle Isle, state park in the middle of the Detroit River overlooking Canada (Windsor, Ontario) and the city of Detroit. Depending on the season, we can visit the beach, the Anna Scripps Whitcomb Conservatory, or the Nature Center to get a taste of the Michigan outdoors.

Before heading to dinner at Green Dot Stables for a unique experience of sliders and drinks, we will stop by the Detroit Institute of Art. This art museum, while hard to tackle in a single trip, is a wonder within the city. Beyond the 100+ galleries, there are free performances and events that happen throughout the museum, family activities, and beautiful grounds to explore.

An evening walking along the RiverWalk and Dequindre Cut, two greenways within the city, is a wonderful way to round out a day in the city. During the summer, the top of the Dequindre Cut turns into the Freight Yard: a popup entertainment space made from shipping containers (image 8 - Freight Yard). This is the perfect place to enjoy music, games, and drinks before heading downtown to finish out the night.

While Detroit is home to many types of nightlife, I like to find public spaces that blend seamlessly together. The Belt, an alley in Downtown Detroit, had been redefined as a cultural entertainment space with an open-air bar, murals, art installations, and access to local establishments.

As an artist, and lover of public spaces, my tour of Detroit is colored by my experiences in the city. The city itself is sprawling and full of experiences for all walks of life, but I hope you've enjoyed this very full day with me.

A DAY IN COVENTRY WITH GRAHAM

In November 1940 an event happened that has shaped modern Coventry to this day and defined it as a recognised global centre for peace and reconciliation. When German bombers targeted Coventry with 40,000 incendiary bombs it was the first time area bombing on this scale had been seen. Among the many buildings destroyed the iconic Coventry cathedral is the one that stood out as the most tragic. In the aftermath the Cathedral's Provost, Richard Howard, found three nails and some wire in the rubble and formed a cross from them and famously (and controversially) urged forgiveness for the events of the previous evening. The "Cross of Nails" and the inscription "Father Forgive" is part of Coventry's identity and so your visit to the City is bound to start with a visit to the old Cathedral ruins and the adjacent modern cathedral and its visitors centre. The sense of history and the message of Peace and Reconciliation will make a lasting impression on any visitor.

The Community of the Cross of Nails is a global organisation committed to promoting Peace and Reconciliation and includes many of Coventry's twin cities. Incidentally Coventry was the first city inthe world to start the twinning process and is twinned with many martyred cities throughout the world including Dresden, Belgrade, Volgograd (Stalingrad), Sarajevo, Warsaw and Arnhem.

Coventry truly did rise from the ashes just like the Phoenix portrayed in Coventry University's logo and we will move on to see the wider and more diverse Coventry after lunch! One thing that struck me whilst researching my home town, and pleasantly surprised me, was the diversity of cuisine available. 35 different nations are represented but a personal favourite of mine is the Korean BBQ Restaurant and Bar Jinseon, so we shall pop in there for a spot of lunch before moving on.

For most of the 20th century Coventry was renowned for being the centre of the UK car industry and as such has a heritage steeped in cars and transport. Unfortunately the only remaining plant is the Jaguar Land Rover facility in Whitley but what the city does boast is The Coventry Transport Museum which has the largest collection of publicly owned vehicles in the world. This isn't just a museum for petrol heads the collection is presented in such a way that social history is at the heart of the story. It tells the fascinating story of Coventry and its people through the rise and fall of its biggest industry.

To finish off I could take you to the historic Medieval Spon Street or the beautiful War Memorial Park but I'm going to leave that for another day. Because, dear visitor, something incredibly exciting is happening in a few moths time and for that reason we shall split the day in two halves and I will invite you back in 2021 when Coventry becomes "UK City of Culture 2021."

This prestigious award is much sought after and is awarded every four years. The last city to be awarded it was Hull in 2017 and it was estimated it attracted £1bn in investment, 800 new jobs and over 5 million visitors over the year. The impact on Coventry is expected to be similarly transformative. Coventry has had to reinvent itself after the blitz and again after the decline of the motor industry and the phoenix will rise again in 2021 when the city becomes a centre for tourism with new attractions, events, activities and exhibitions. I look forward to seeing you then for what I'm sure will be a truly memorable visit.

A DAY IN COVENTRY WITH RANA

Coventry is home to a rich history and an exciting future as the UK City of Culture 2021. It is famous for its 14th century cathedral, destroyed in World War II, which gracefully stands beside a stunning modern cathedral. This is one of the many reminders of Coventry's recognition as a city of peace and reconciliation. Coventry is also famous for its watchmaking, motor manufacturing, ribbon industry, and innovative technologies. If you were to visit Coventry for a day, these are some of the places I would recommend you visit.

The Herbert Art Gallery & Museum is the perfect place to start a Coventry city tour. Here, you would get a glimpse of Coventry's history and engage with its art and culture as you walk past its permanent and ever-changing displays and exhibitions. These displays are often created in partnership with national museums as well as with established and emerging artists. From permanent galleries ranging from the visual arts, to social and industrial history, archaeology and natural history, The Herbert also houses Coventry archives, historical documents, photographs, maps and archival materials. The Herbert also offers engaging talks, events and workshops so do keep an eye out for its events program.

Also known as Coventry Cathedral, this stunning 14th century cathedral was destroyed in World War II. Remaining today is the tower, spire, outer wall and the bronze effigy of its first bishop. The ruins of the medieval Grade I-listed structure situated beside the new cathedral opened in 1962 and stands as a reminder of resilience, peace and reconciliation. The cathedral's Ministry of Peace and Reconciliation is recognised for providing spiritual and practical support in areas of conflict throughout the world. You can also climb the spire to take in panoramic views of the city. The new cathedral is home to various exhibitions and artwork. A visit in daylight as the sunlight filters through the beautiful stained glassed windows is something you are bound to remember.

Make sure to stop by Rising Café, located within the historic surroundings of Coventry Cathedral. Next on my list would be Coventry Transport Museum. Take a route there that brings you past the stunning architecture of the Coventry City Council building and then through the city centre plaza, so you can catch Peeping Tom and Lady Godiva riding by on her horse.

Coventry Transport Museum has a remarkable collection of cars, motorcycles and earliest bicycles from Coventry's time as the car manufacturing capital of the world. A walk through the museum provides insight into Coventry's unique road transport history, including the industry's rise and fall. Here you can also experience the Thrust SSC simulator which takes you on a ride at the world land speed record.

If you have some time in the evening, I would recommend you stop by the Belgrade Theatre for a show. Belgrade Theatre offers a diverse programme of productions from touring musicals to renowned plays, alongside traditional pantomimes and comedy shows.

A DAY IN BOGOTA WITH CAMILA

Hi, welcome to Bogotá the perfect city to come as it always welcomes everyone that wants to write their story in here. Bogotá is the biggest city in Colombia, with 10 million people, we've got enough for you to choose from. Today I am going to be your guide in this chaotic but amazing city.

To begin our amazing day, I'm going to take you to the most iconic breakfast place in Bogotá, it is called La Puerta falsa, a little place full of history since its the oldest Restaurant in Bogotá, where you can eat a typical Tamal, hot chocolate, and cheese. An amazing experience, plus it is near most museums, it is right in the middle of the city, what else could you ask for.

For lunchtime, we are going to go to the most amazing little cinema full of culture and good food. It is called Cine Tonalá. It is a classic, renovated house, near downtown. There, we are going to find all kinds of food and everything is delicious. My favorite part is dessert time: they absolutely have the best lemon pie that you are going to eat in your entire life. Tonalá is an independent film cinema that has this amazing restaurant, a little bar, and an art expo available the entire year. This is a place we need to visit, we will meet new people, eat good food and learn new things about art and film industries. They have a little sign that says, the place where sunrises, I like to think it is the perfect place to be.

To end our day in Bogotá we are going to the Park Way, this a park surrounded by theaters, bars, and great restaurants. We are going to start our evening in this theater called La Maldita Vanidad, a little iconic theater, they only have two stages and that is what makes them amazing, they produce the best plays. They also have a youth discount if that wasn't enough. To eat we are going to go to a place called La Ztatua Rota, a craft brewery with an amazing Lulo beer, and the best hamburgers, to end our day in the best way. This park has everything that you would want in terms of culture, you just have to go and see for yourself.

A DAY IN BOGOTA WITH MARGARITA

Welcome to Bogotá. The most welcoming city of Colombia. It receives more than ten million tourists every year. I arrived in Bogota in 2007. I was 17 years old, and I had earned a scholarship for studying journalism at a private university. Since that day, this colossal city has been my home; it has given me friends, family, and memories for life. If you are coming for the first, I hope you enjoy being close to the stars. Bogotá is in the Andes mountain range; therefore, you will be close to the sky, in a symbolic way. The mountains or "Cerros" as they are known to cross the city from the most south to the most north. They will guide you and help you to not get lost in the city.

Bogotá is the home of 10 million people. I loved it because there is always something going on as in big cities. However, in the chaos and many sounds of the cities, I enjoy silence, streets that opposed to sounds. This is why two of my favorite neighborhoods in the city are Teusaquillo and Quinta Camacho. The first one was built by 1920, and the second by 1950, according to some people who have lived there for many years. Both share English architecture, and there are many big houses full of gardens.

If only have 24 hours in the city I recommend to go to downtown and enjoy the colonial and republican stories and architecture. You can see where the city started (Chorro the Quevedo), walk around the houses where the independence movement began in the XIX century, and have a XX history class just going to the main square in the city: Simon Bolivar's square. Moreover, go to the Gold Museum and enjoy the history of indigenous communities and their relationship with gold, and have a great cup of San Alberto coffee in the lowest level of the museum. If you have time to go to the San Agustin claustro, it is a patrimonial building, and most of the time, they have exciting art expositions.

Another interesting area of the city is the G zone. It is full of restaurants and bars. They offer international and national food. So, it is a great place to have some delicious food. If you want to have the Bogotá experience, you need to use Transmilenio for transportation. However, ask the official staff what route to take, be careful with your belongings, and observe the diversity of people, social dynamics that happen there.

Finally, if you enjoy books as much as I do, have a library tour. I don´t know if it exists, but Bogota has many libraries. Some are huge and commercial; other are small and hidden. I recommend Prologo and Luis Angel Arango Library. Bogotá is an open city. People are full of joy and stories to be discovered and written. Come and be part of a vibrant community.

If you have some time in the evening, I would recommend you stop by the Belgrade Theatre for a show. Belgrade Theatre offers a diverse programme of productions from touring musicals to renowned plays, alongside traditional pantomimes and comedy shows.

A DAY IN BEIRUT WITH GRACE

Ready for the tour? Ahla w Sahla (You are welcome!)

Beirut is a Mediterrenean coastal city. It has been known for its unrest in the last decades of the last century. I will leave these pieces of news to your Google search. My goal is to highlight the beautiful, messy and unique about my city. I am not originally from Beirut, but my parents moved here long before I was born. I know some neighbourhoods more than others, but always eager to see more. It is not a small or recent city by any means! It has layers and layers of history. We will find our way from dense areas, to areas close to the sea, and everything in between! I am a full-time pedestrian and occasional public transit/ Uber person. If you want to tag along, you have to do what I do.

Starting Point: in Furn El Chebback close to the Office (Google Maps: ArchiBuild) which is not geographically in Beirut, but is 2 minutes away from the Mount Lebanon-Beirut boundaries.

Stop 1: Stop at a snack for a shawarma sandwich. Favorite food!

On the road: 1000 LBP (0.66 USD) bus ride to the National Museum or 2000 LBP (1.33 USD) service ride (think shared taxi ride) to the National Museum. Both ways are makeshift and citizen-led. You just wave at the service and tell the driver your destination. If it happens to be on his way along with other passengers, you're in!

Stop 2: National Museum, entrance is for 5000 LBP (3.33 USD). It is the principal museum of archeology in Lebanon, housing a collection of about 100,000 objects ranging from antiquities to medieval finds from excavations. The artifacts are about 1300 objects displayed.

On the road: potentially walking. A Mosaic garden is to the right. A straight walk. Kind of safe with pedestrian lights and sidewalks.

Stop 3: Beit Beirut .. Beit Beirut is a museum and cultural/artistic meeting place. During the war it was badly damaged by the conflict and vandalism. It was saved by civil society.

On the road: Service again.

Stop 4: Martyr's square... Add write-up

Stop 5: Saint Georges Downtown Church with the underground tunnels

A hilly walk among streets, some buildings are renovated while others are new by starchitects such as Beirut Terraces by Herzog and de Meuron, towers by Norman Fosters as well as the seaside Zaytounah Bay (Saint Georges Bay named after the historic hotel nearby) by Steven Holl.

Stop 6: Depending on whether you feel like walking south or taking a service ride, you can walk and reach the highly popular Pigeon's Rock (Al Rawche), iconic for its rocks formation but also known as one of the few left enjoyable and maintained public spaces in Beirut.

YOUTHFULCITIES CANADA

Our Vision
More youthful cities globally.

Our Purpose
To help cities and their youth create a strong youthful infrastructure and adopt a vibrant youthful attitude.

YOUTHFUL CITIES

Youthful Infrastructure
To many, infrastructure means roads and bridges. To youth, it's a more holistic view of the attributes of cities that help them live, work, play and thrive. We have surveyed more than 30,000 youth globally to help define a youthful infrastructure based on what's important to them.

YOUTHFUL INFRASTRUCTURE

Youthful Attitude
When people think of the word youthful, it often means the positive attributes of youth. More specifically, it is connected, dynamic, open, curious, inventive and playful. Youthfulness is a state of mind versus a stage of life, but it's certainly more predominant in youth.

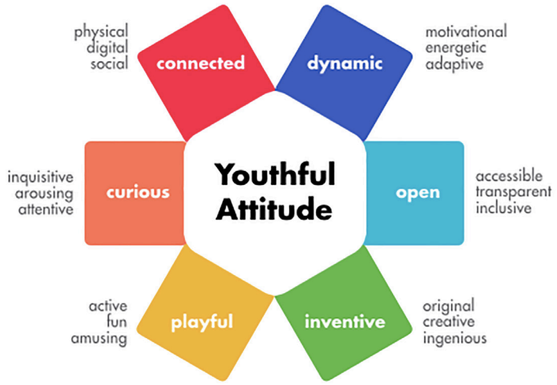

The Benefits for Cities
Youth around the world believe that youthful cities have stronger economies, better job opportunities, more entrepreneurship, happier populations and more public events. Youthful cities are attractive to a young labour force and youthful innovators. For these cities, growth is in their future.

How do we do it?
We have four connected programs.

Index
Indexes are used for ranking cities' youthful infrastructure - either overall or in more targeted ways. Index data is collected by youth through secondary sources and proprietary scales. All data is sourced and managed through an online system. YouthfulCities Indexes are hard data intended to start the conversation towards a more youthful urban future.

Survey
Surveys are designed and conducted with youth on urban topics. YouthfulCities provides help in training and managing the successful deployment and analysis of surveys in cities. Surveys are an important way to get the voice of youth heard in their cities.

30Lab
The Lab builds and launches new projects and programs to accelerate cities towards a youthful future. It recruits 30 youth under 30 spread across all 20 youthful infrastructure attributes. Through a series of facilitated sessions, they use YouthfulCities Index and Survey knowledge to identify an urgent need or gap in their city. Then they work towards launching inventive solutions.

Summit
The Summit gathers youth from different cities together to tackle challenging urban issues. It explores the thinking behind what makes cities youthful, and what policies can be adopted to create more youthful cities in an urgent issue area.

Capacity building
All YouthfulCities programs hire, train and support youth.

YouthfulCities is leading a unique urban regeneration. We are building a global network of 15 to 29-year-olds who dive deep into youth-driven urban knowledge to create far-reaching inventive solutions from youth outward. We are also illuminating youthful stories around the world. This leads to cities becoming more connected, dynamic, open, fun, curious, and inventive – in other words, more youthful.

YOUTHFUL CITIES

/youthfulcities @youthfulcities WWW.YOUTHFULCITIES.COM